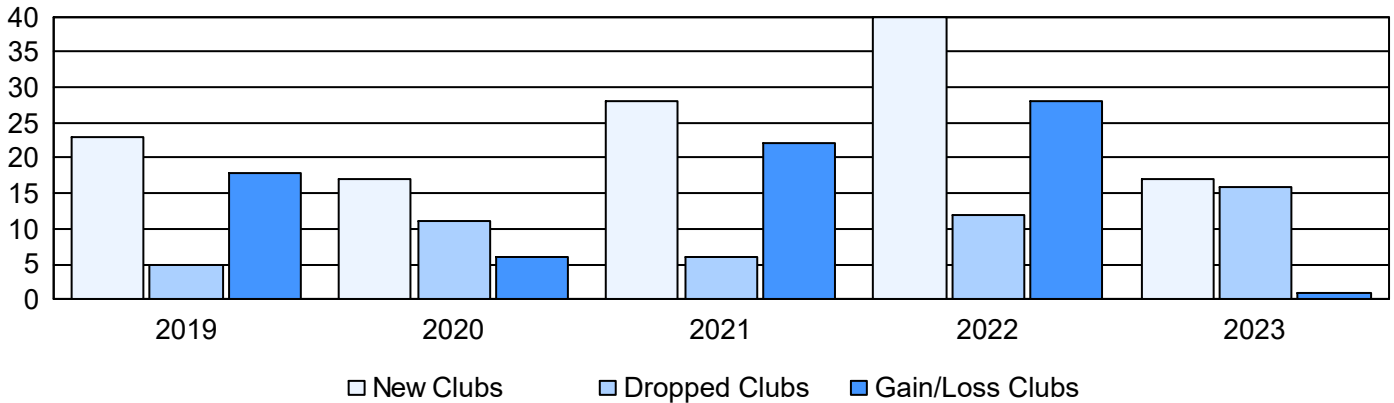
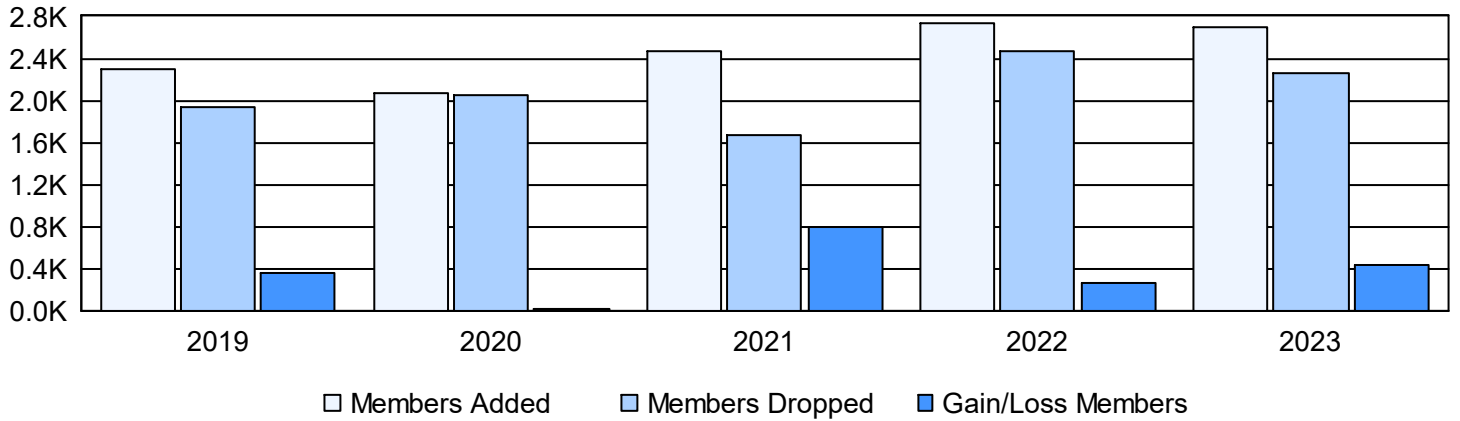


Year	New Clubs	Dropped Clubs	Gain/ Loss Clubs	New Members	Charter Members	Reinstate Members	Transfer Members	Total Member Added	Total Members Dropped	Gain/ Loss Members
2018-2019	23	5	18	1,415	707	62	106	2,290	1,940	350
2019-2020	17	11	6	1,434	491	99	51	2,075	2,057	18
2020-2021	28	6	22	1,559	753	94	62	2,468	1,678	790
2021-2022	40	12	28	1,405	1,169	117	40	2,731	2,465	266
2022-2023	17	16	1	1,899	623	115	56	2,693	2,257	436
Average	25	10	15	1,542	749	97	63	2,451	2,079	372

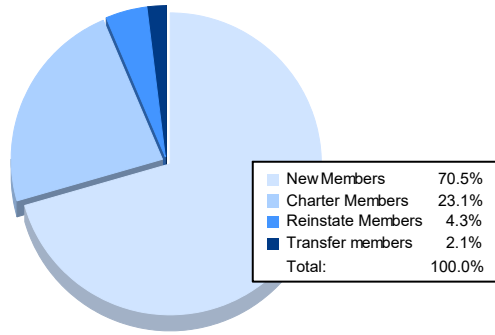
Clubs



Members



Membership Composition June 2023 Cumulative



Gender Composition June 2023 Cumulative

